

STANDARDS AND COMPLIANCES
ISO 9001:2008 Quality Management System
IEC 297-1, 19" mounting standard
IEC 297-2, Overall cabinet dimensions
TS EN 61547-1 Standcast
Environment Friendly
100% recyclable



WIDE PRODUCT RANGE

The Versatile cabinets are available in three different depth options, D = 600, 800 and 1000; 2 different width options, W = 600 and 800; and 60 different size options in total with 10 different length options ranging from 12U to 46U for all such sizes.

Offers solutions with optimum height and weight for all kinds of installation requirements thanks to the product range offering overall 60 different size options.



W=600
FRONT DOOR MODEL

The standard front door model for W = 600 Versatile cabinets is the full length door model with aluminum extruded frame.

Front glass door is 4mm thick, smoke colored, antistatic, tempered full length glass with high resistance against shattering with single point locking handled lock.

Custom design aluminum extruded glass frame not only provides robustness, but also adds aesthetic and decorative appearance to the cabinet.

The lock mechanism is **handled lock** type mechanism.

The colored PVC stripe installed on the aluminum glass frame complements the appearance.

Fitted with **spring Loaded hinge system**, the glass front door enables ease of installation and use as the opening direction can be modified easily, and the door can be removed and reinstalled without use of any tool, when desired.



W=800
FRONT DOOR MODEL

The standard front door model for W = 800 Versatile cabinets is the vertically split full length **double glass door** model with aluminum extruded frame.

Front glass door is 4mm thick, smoke colored, antistatic, tempered full length glass with high resistance against shattering with handled lock.

Custom design aluminum extruded glass frame not only provides robustness, but also adds aesthetic and decorative appearance to the cabinet.


The lock mechanism is **barrel lock** type mechanism.

Ensures safe use with double-point locking structure As it can be locked from top and bottom with 2 barrel locks.

Screw-coupled aluminum extruded interlocking glazing strips are installed at the junction of the left and right glass doors at the center, which enable full engagement of both wings with no spacing in-between.

The colored PVC stripe installed on the aluminum glass frame complements the appearance.

Fitted with **spring Loaded hinge system**, the glass front door enables ease of installation and use as the opening direction can be modified easily, and the door can be removed and reinstalled without use of any tool, when desired.



SIDE AND REAR DOOR MODEL

The standard front side and rear door model for the Versatile cabinets is the removable **horizontally split double door** model.

Horizontally split double door model enables easy removal and transportation of the side and rear doors during installation and maintenance & repairs.

Easily removable side and rear doors are fitted with single **barrel locking** mechanism.

By virtue of the **snap locking** system installed on the side and rear doors, the doors can remain closed on the cabinet without being locked.

Thanks to the custom design at the horizontally split double doors; the lower door cannot be removed without removing the upper door first. With such arrangement, **when the upper door is locked, the lower door is also locked.**

In case any fan module will be installed at side panels, 63% perforated type options are available for horizontally split double side panels.

The side and rear doors fitted with hinged system might be preferred among the great variety of door options available.



REAR CABLE INLETS

Brushed cable entry holes with 60mmX300mm dimensions are available on the **top and bottom** of the rear door for 22U and higher standard Versatile Cabinets



ROOF MODEL

Standard roof model for Versatile cabinets is the **pagoda** model.

As Pagoda type roof is installed **10mm above** the cabinet, the roof ensures active ventilation when the fan module is installed and passive ventilation when no fan module is installed, and further provides protection against dipping water and dust.

The decorative PVC retainer parts installed at the corners of the roof complete decorative coherence of the cabinet and the roof.



GROUND CONTACT

The ground contact of the cabinet in all standard Versatile cabinet configurations are ensured by means of 4 leveling feet with adjustable **height installed** at the bottom corners of the cabinet. Caster group, 2 with brakes and 2 without brakes, are available as an option.



GT V 600 x 600 FREE STANDING CABINET



WIDTH W: 600mm
DEPTH D: 600mm

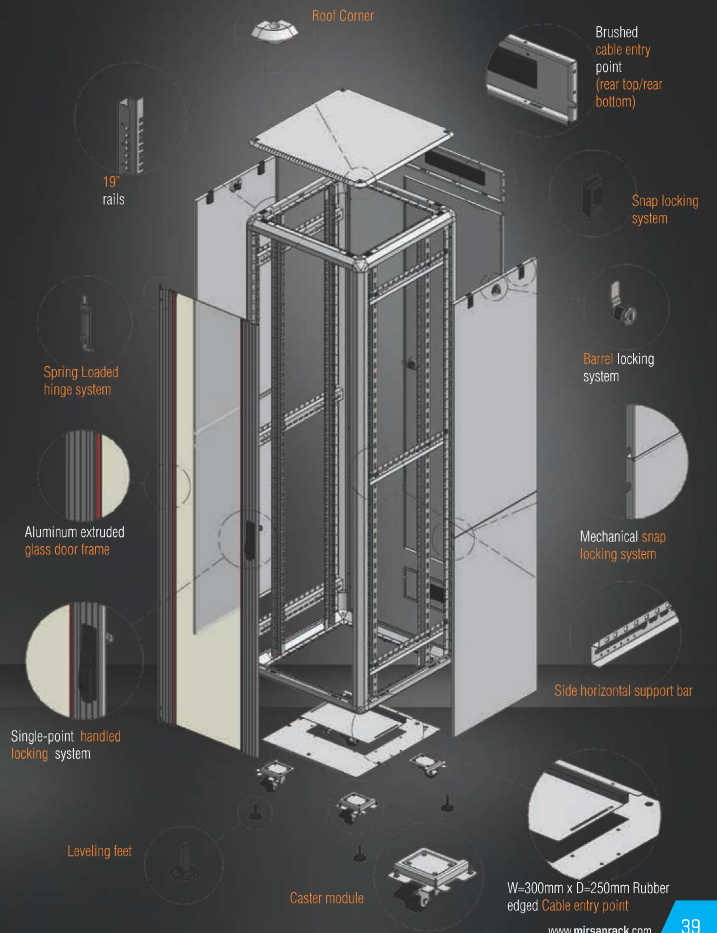
COLOR OPTIONS



LOADING CAPACITY : 1500kg

EXPLODED VIEW

WIDTH W: 600mm
DEPTH D: 600mm



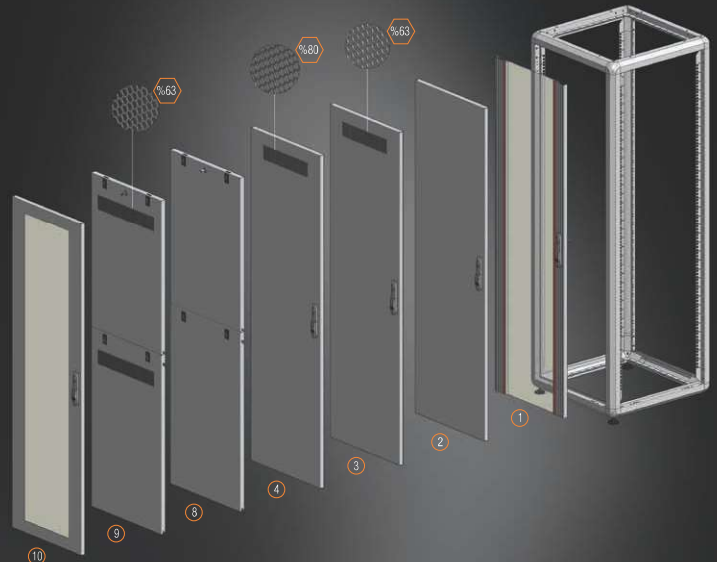
CONSTRUCTION DRAWINGS

WIDTH W: 600mm
DEPTH D: 600mm



W=600 DOOR OPTIONS

WIDTH W: 600mm
DEPTH D: 600mm



W=600 door options can be mounted on all surfaces of the cabinet.

GT SERIES VERSATILE FREE STANDING CABINET W=600mm D=600mm

Product Code	Product Description	Units (mm) (U)	Units (mm) (D)	Units (mm) (W)	Units (mm) (H)	Units (mm) (L)	Units (mm) (T)	Units (mm) (B)	Units (mm) (C)	Units (mm) (E)	Units (mm) (F)	Units (mm) (G)	Units (mm) (I)	Units (mm) (J)	Units (mm) (K)	Units (mm) (L)	Units (mm) (M)	Units (mm) (N)	Units (mm) (O)	Units (mm) (P)	Units (mm) (Q)	Units (mm) (R)	Units (mm) (S)	Units (mm) (T)	Units (mm) (U)	Units (mm) (V)	Units (mm) (W)	Units (mm) (X)	Units (mm) (Y)	Units (mm) (Z)	
MRGT12K6-XX	12U W=600mm D=600mm VERSATILE	12U	600	600	1919	380	594	670	670	670	670	670	670	670	670	670	670	670	670	670	670	670	670	670	670	670	670	670	670	670	670
MRGT16K6-XX	16U W=600mm D=600mm VERSATILE	16U	600	600	1919	380	772	670	670	670	670	670	670	670	670	670	670	670	670	670	670	670	670	670	670	670	670	670	670	670	670
MRGT20K6-XX	20U W=600mm D=600mm VERSATILE	20U	600	600	1919	380	950	670	670	670	670	670	670	670	670	670	670	670	670	670	670	670	670	670	670	670	670	670	670	670	670
MRGT24K6-XX	24U W=600mm D=600mm VERSATILE	24U	600	600	1919	380	1128	670	670	670	670	670	670	670	670	670	670	670	670	670	670	670	670	670	670	670	670	670	670	670	670
MRGT28K6-XX	28U W=600mm D=600mm VERSATILE	28U	600	600	1919	380	1306	670	670	670	670	670	670	670	670	670	670	670	670	670	670	670	670	670	670	670	670	670	670	670	670
MRGT32K6-XX	32U W=600mm D=600mm VERSATILE	32U	600	600	1919	380	1484	670	670	670	670	670	670	670	670	670	670	670	670	670	670	670	670	670	670	670	670	670	670	670	670
MRGT36K6-XX	36U W=600mm D=600mm VERSATILE	36U	600	600	1919	380	1662	670	670	670	670	670	670	670	670	670	670	670	670	670	670	670	670	670	670	670	670	670	670	670	670
MRGT40K6-XX	40U W=600mm D=600mm VERSATILE	40U	600	600	1919	380	1840	670	670	670	670	670	670	670	670	670	670	670	670	670	670	670	670	670	670	670	670	670	670	670	670
MRGT44K6-XX	44U W=600mm D=600mm VERSATILE	44U	600	600	1919	380	2018	670	670	670	670	670	670	670	670	670	670	670	670	670	670	670	670	670	670	670	670	670	670	670	670
MRGT48K6-XX	48U W=600mm D=600mm VERSATILE	48U	600	600	1919	380	2196	670	670	670	670	670	670	670	670	670	670	670	670	670	670	670	670	670	670	670	670	670	670	670	670

XX=Color Code, 02 means Light Grey
RAL 7035 and 01 means Black RAL 9005, the code is added by the customer at the order.
The door width to be selected should be selected among the door options with the related surface dimensions.
When one of the door options is selected, it should be informed at the order with its selected surface.
The number 0 from the door options stands for "doorless".
The standard door options:
Front Door=1, Side Door=8, Rear Door=8.

GTV 600 x 800 FREE STANDING CABINET



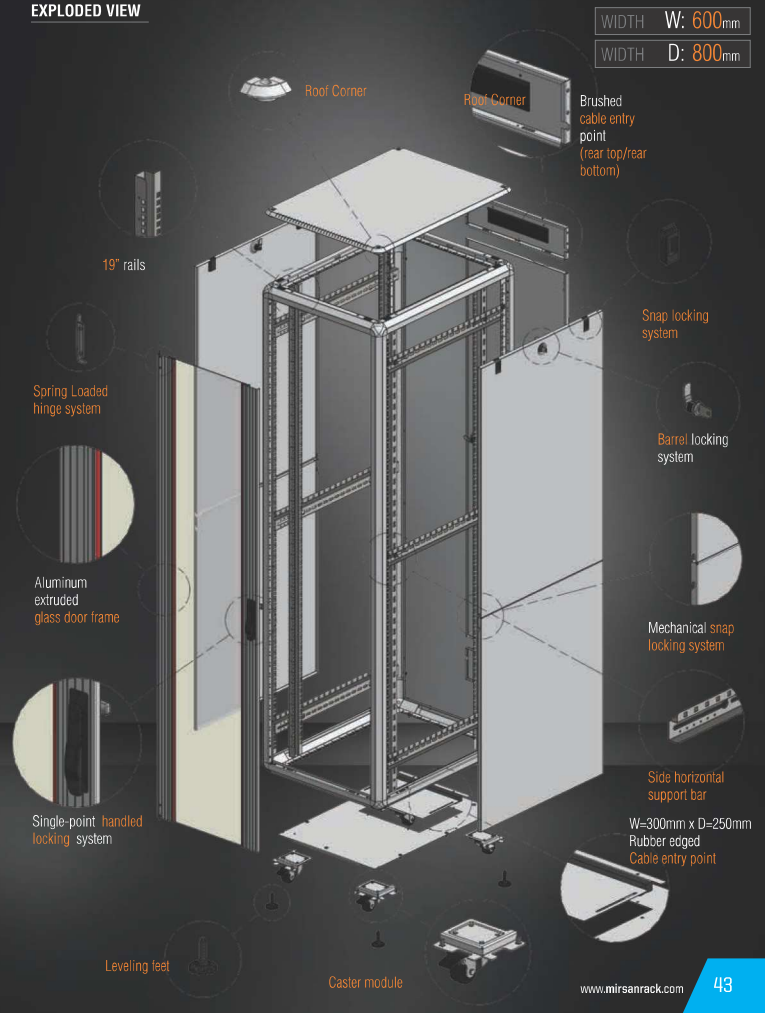
WIDTH W: 600mm
WIDTH D: 800mm

COLOR OPTIONS



LOADING CAPACITY : 1500kg

EXPLODED VIEW



WIDTH W: 600mm
WIDTH D: 800mm


- Roof Corner
- Roof Corner
- Brushed cable entry point (rear top/rear bottom)
- 19" rails
- Spring Loaded hinge system
- Aluminum extruded glass door frame
- Single-point handled locking system
- Leveling feet
- Caster module
- Snap locking system
- Barrel locking system
- Mechanical snap locking system
- Side horizontal support bar
- W=300mm x D=250mm Rubber edged Cable entry point

CONSTRUCTION DRAWINGS

WIDTH W: 600mm
DEPTH D: 800mm



W=600 DOOR OPTIONS



WIDTH W: 600mm
DEPTH D: 800mm

W=600 door options can be mounted on the front and rear surfaces of the cabinet.
W=800 door options can be mounted on the side surfaces of the cabinet.

GT SERIES VERSATILE FREE STANDING CABINET W=600mm D=800mm

Product Code	Product Description	Height (mm)	Depth (mm)	Weight (kg)	Net Weight (kg)	Gross Weight (kg)	Volume (m³)	Volume (m³)	Volume (m³)	Volume (m³)	Volume (m³)	Volume (m³)	Volume (m³)	Volume (m³)	Volume (m³)	Volume (m³)					
MRGT12.60.X	12U W=600mm D=800mm VERSATILE	120	600	800	219	19	55	194	670	800	649	1	35	405	2	670	800	1938	81	749	779
MRGT16.60.X	16U W=600mm D=800mm VERSATILE	160	600	800	267	19	55	272	670	800	1637	1	425	49	2	670	800	2074	98	307	357
MRGT20.60.X	20U W=600mm D=800mm VERSATILE	200	600	800	315	19	55	330	670	800	1215	1	50	573	2	670	800	2450	114	110	116
MRGT24.60.X	24U W=600mm D=800mm VERSATILE	240	600	800	364	19	55	1039	670	800	1305	1	534	614	2	670	800	2510	123	194	124
MRGT28.60.X	28U W=600mm D=800mm VERSATILE	280	600	800	412	19	55	1217	670	800	1432	1	607	70	1	670	800	1432	70	132	142
MRGT32.60.X	32U W=600mm D=800mm VERSATILE	320	600	800	468	19	55	1483	670	800	1748	1	716	81	1	670	800	1748	81	168	168
MRGT36.60.X	36U W=600mm D=800mm VERSATILE	360	600	800	526	19	55	1811	670	800	1926	1	79	69	1	670	800	1926	69	181	181
MRGT40.60.X	40U W=600mm D=800mm VERSATILE	400	600	800	584	19	55	1839	670	800	2104	1	86	974	1	670	800	2104	974	194	204
MRGT44.60.X	44U W=600mm D=800mm VERSATILE	440	600	800	643	19	55	1923	670	800	2193	1	90	1015	1	670	800	2193	1015	203	213
MRGT48.60.X	48U W=600mm D=800mm VERSATILE	480	600	800	703	19	55	2100	670	800	2271	1	97	1097	1	670	800	2271	1097	226	229

XX-Color Code, 02 means Light Grey RAL 7035 and 01 means Black RAL 9005, the code is added by the customer at the order.

The door width to be selected should be selected among the door options with the related surface dimensions. When one of the door options is selected, it should be informed at the order with its selected surface.

The number 0 from the door options stands for "doorless". The standard door options: Front Door=1, Side Door=8, Rear Door=8.

GT V 600 x 1000 FREE STANDING CABINET



WIDTH W: 600mm
DEPTH D: 1000mm

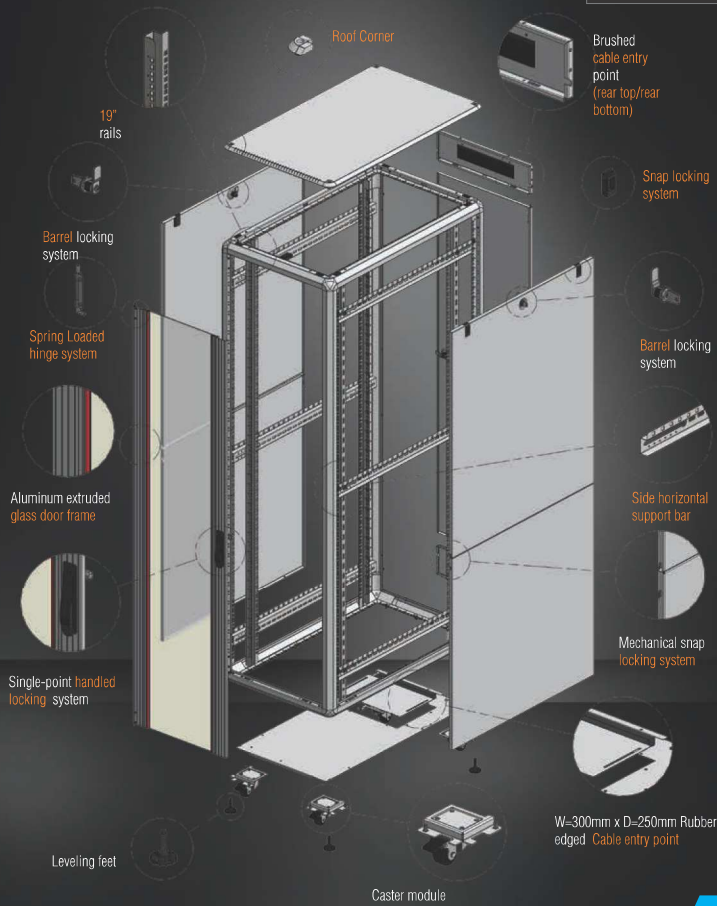
COLOR OPTIONS



LOADING CAPACITY : 1500kg

EXPLODED VIEW

WIDTH W: 600mm
DEPTH D: 1000mm



W=300mm x D=250mm Rubber edged Cable entry point

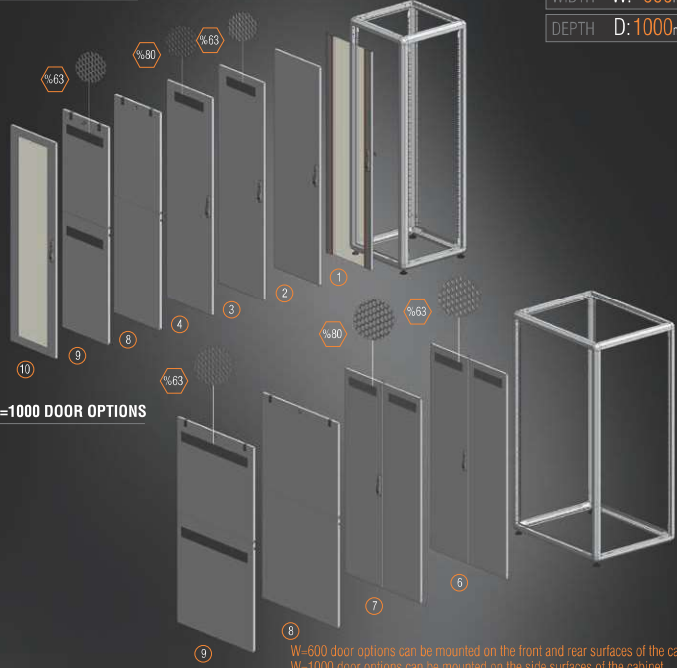
CONSTRUCTION DRAWINGS

WIDTH W: 600mm
DEPTH D: 1000mm



W=600 DOOR OPTIONS

WIDTH W: 600mm
DEPTH D: 1000mm



W=1000 DOOR OPTIONS

W=600 door options can be mounted on the front and rear surfaces of the cabinet.
W=1000 door options can be mounted on the side surfaces of the cabinet.

GT SERIES VERSATILE FREE STANDING CABINET W=600mm D=1000mm

Product Code	Product Description	Weight (kg)	Product Depth (mm)	Width (mm)	Height (mm)	Weight (kg)	Weight (kg)	Weight (kg)	Weight (kg)	Weight (kg)	Weight (kg)	Weight (kg)	Weight (kg)	Weight (kg)	Weight (kg)
MIRGTV6061XX	12U W=600mm D=1000mm VERSATILE	170	600	1000	1917	740	59	670	1080	1688	80	749	773		
MIRGTV6061XX	15U W=600mm D=1000mm VERSATILE	190	600	1000	1837	740	72	670	1080	1633	46	327	357		
MIRGTV6061XX	20U W=600mm D=1000mm VERSATILE	200	600	1000	1075	740	80	670	1080	1725	54	567	597		
MIRGTV6061XX	22U W=600mm D=1000mm VERSATILE	220	600	1000	1154	740	103	670	1080	1356	58	608	638		
MIRGTV6061XX	26U W=600mm D=1000mm VERSATILE	260	600	1000	1342	740	117	670	1080	1482	65	69	99		
MIRGTV6061XX	32U W=600mm D=1000mm VERSATILE	320	600	1000	1668	740	148	670	1080	1748	77	81	111		
MIRGTV6061XX	36U W=600mm D=1000mm VERSATILE	360	600	1000	1780	740	161	670	1080	1900	85	89	119		
MIRGTV6061XX	40U W=600mm D=1000mm VERSATILE	400	600	1000	1954	740	183	670	1080	2104	93	97	127		
MIRGTV6061XX	42U W=600mm D=1000mm VERSATILE	420	600	1000	2053	740	198	670	1080	2189	97	101	131		
MIRGTV6061XX	46U W=600mm D=1000mm VERSATILE	460	600	1000	2221	740	216	670	1080	2271	106	110	140		

XX-Color Code: 02 means Light Grey RAL 7035 and 01 means Black RAL 9005, the code is added by the customer at the order.
The door width to be selected should be selected among the door options with the related surface dimensions.
When one of the door options is selected, it should be informed at the order with its selected surface.
The number 0 from the door options stands for "doorless".
The standard door options:
Front Door=1, Side Door=8, Rear Door=8.

WIDTH W: 800mm
DEPTH D: 600mm



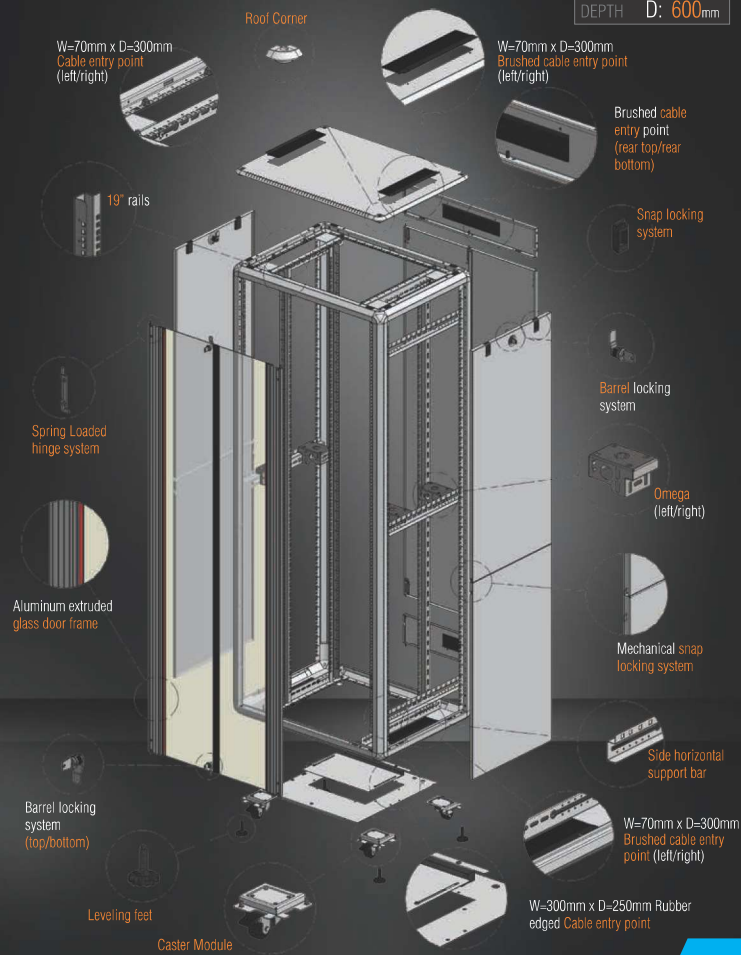
COLOR OPTIONS

RAL 7035 LIGHT GREY RAL 9005 BLACK

LOADING CAPACITY : 1500kg

EXPLODED VIEW

WIDTH W: 800mm
DEPTH D: 600mm



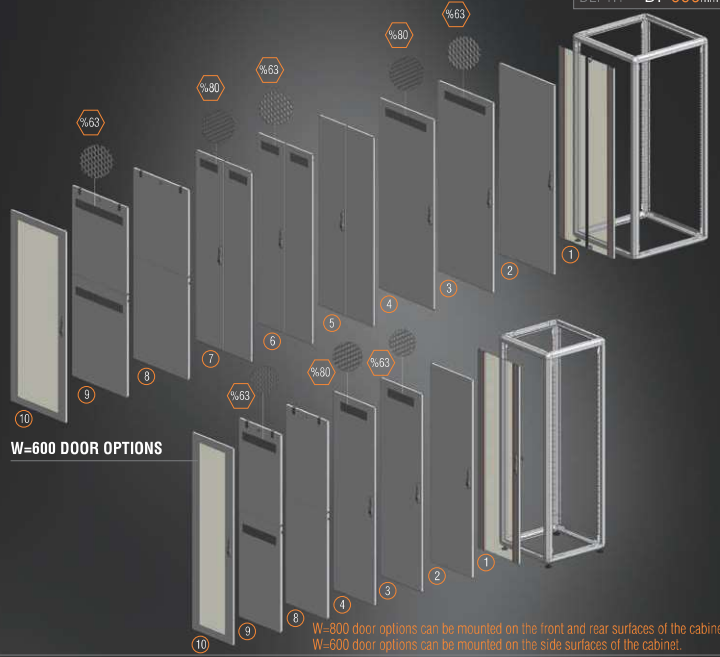
CONSTRUCTION DRAWINGS

WIDTH W: 800mm
DEPTH D: 600mm



W=800 DOOR OPTIONS

WIDTH W: 800mm
DEPTH D: 600mm




W=600 DOOR OPTIONS

GT SERIES VERSATILE FREE STANDING CABINET W=800mm D=600mm

Product Code	Product Description	Max. Weight (kg)	Product Depth (mm)	Depth Between Rails (mm)	Depth Between Rails (mm)	Product Weight (kg)	Product Weight (kg)	Product Weight (kg)	Product Weight (kg)	Product Weight (kg)	Product Weight (kg)	Product Weight (kg)	Product Weight (kg)	Product Weight (kg)	Product Weight (kg)
MRGT16.86.XX	16U W=800mm D=600mm VERSATILE	170	800	600	719	19	380	894	880x70x158	79	749	779			
MRGT16.66.XX	16U W=600mm D=600mm VERSATILE	160	600	600	689	19	380	772	880x70x158	56	327	357			
MRGT20.86.XX	20U W=800mm D=600mm VERSATILE	200	800	600	805	19	380	893	880x70x158	117	1108	1138			
MRGT20.66.XX	20U W=600mm D=600mm VERSATILE	200	600	600	784	19	380	803	880x70x158	128	1194	1224			
MRGT24.86.XX	24U W=800mm D=600mm VERSATILE	240	800	600	920	19	380	1217	880x70x158	154	1372	1402			
MRGT24.66.XX	24U W=600mm D=600mm VERSATILE	240	600	600	899	19	380	1083	880x70x158	170	1538	1568			
MRGT30.86.XX	30U W=800mm D=600mm VERSATILE	300	800	600	1055	19	380	1361	880x70x158	197	1816	1846			
MRGT30.66.XX	30U W=600mm D=600mm VERSATILE	300	600	600	1034	19	380	1231	880x70x158	213	1994	2024			
MRGT40.86.XX	40U W=800mm D=600mm VERSATILE	400	800	600	1280	19	380	1629	880x70x158	263	2383	2413			
MRGT40.66.XX	40U W=600mm D=600mm VERSATILE	400	600	600	1259	19	380	1499	880x70x158	279	2549	2579			
MRGT48.86.XX	48U W=800mm D=600mm VERSATILE	480	800	600	1505	19	380	1835	880x70x158	323	2927	2957			
MRGT48.66.XX	48U W=600mm D=600mm VERSATILE	480	600	600	1484	19	380	1705	880x70x158	339	3083	3113			

XX=Color Code, 02 means Light Grey
RAL 7035 and 01 means Black RAL 9005, the code is added by the customer at the order.
The door width to be selected should be selected among the door options with the related surface dimensions.
When one of the door options is selected, it should be informed at the order with its selected surface.
The number 0 from the door options stands for "doorless".
The standard door options:
Front Door=1, Side Door=8, Rear Door=8.

GT V 800 x 800 FREE STANDING CABINET



WIDTH W: 800mm
DEPTH D: 800mm

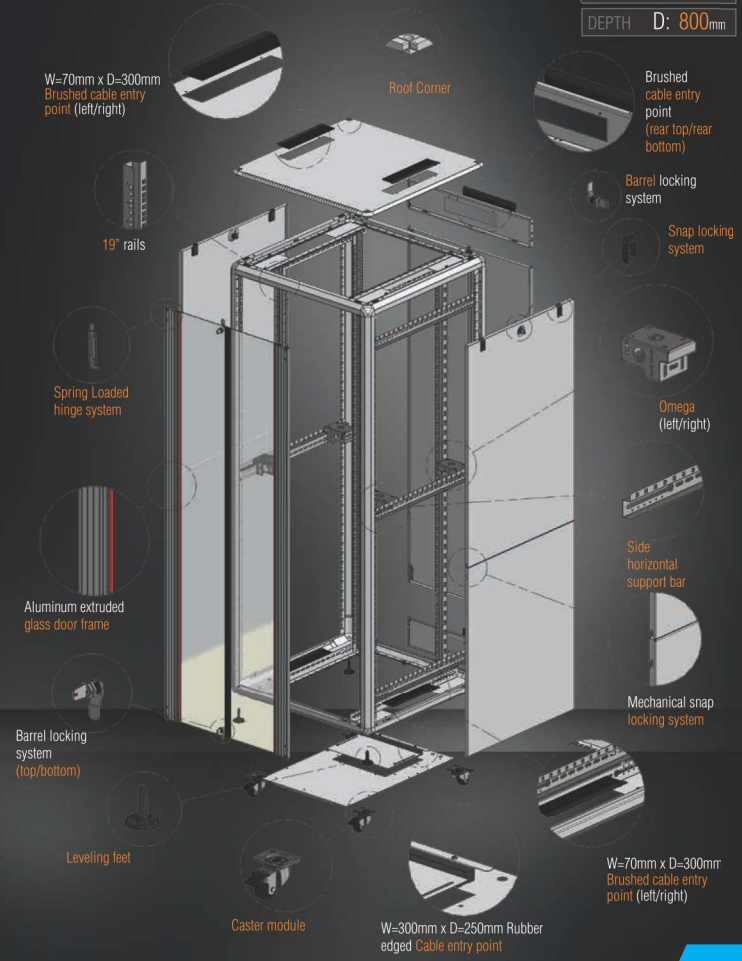
COLOR OPTIONS



LOADING CAPACITY : 1500kg

EXPLODED VIEW

WIDTH W: 800mm
DEPTH D: 800mm




CONSTRUCTION DRAWINGS

WIDTH **W: 800mm**
DEPTH **D: 800mm**



W=800 DOOR OPTIONS

WIDTH **W: 800mm**
DEPTH **D: 800mm**



W=800 door options can be mounted on the side surfaces of the cabinet.

GT SERIES VERSATILE FREE STANDING CABINET W=800mm D=1000mm

Product Code	Product Description	n (Mounting Units)	Product Depth (mm)	Depth Between Rails (mm)	Depth Between Rails (mm)	n (Mounting Units)	Product Weight (kg)	Product Weight (kg)	Product Weight (kg)	Product Weight (kg)	Product Weight (kg)	Product Weight (kg)	Product Weight (kg)	Product Weight (kg)	
MRGTV20.68.XX	20 W=800mm D=600mm VERSATILE	12U	800x800x719	19"	555	594	880x880x800	1	41,6	48	2	88x880x188	36	749	779
MRGTV20.68.XX	18U W=800mm D=600mm VERSATILE	10U	800x800x697	19"	555	772	880x880x707	1	50	58	2	88x880x204	116	927	957
MRGTV20.68.XX	20U W=800mm D=600mm VERSATILE	20U	800x800x1075	19"	555	930	880x880x1215	1	58	67,7	2	88x880x258	135	1126	1156
MRGTV22.68.XX	22U W=800mm D=800mm VERSATILE	22U	800x800x1164	19"	555	1039	880x880x1335	1	63	72,5	2	88x880x270	145	1194	1224
MRGTV24.68.XX	24U W=800mm D=600mm VERSATILE	24U	800x800x1342	19"	555	1217	880x880x1492	1	71,7	82,5	1	88x880x1482	82,5	1332	1432
MRGTV22.68.XX	22U W=800mm D=800mm VERSATILE	24U	800x800x1508	19"	555	1483	880x880x1748	1	84,9	95,5	1	88x880x1748	95,5	1638	1638
MRGTV30.68.XX	30U W=800mm D=600mm VERSATILE	30U	800x800x1788	19"	555	1651	880x880x1928	1	98	108,3	1	88x880x1928	108,3	1816	1816
MRGTV40.68.XX	40U W=800mm D=600mm VERSATILE	40U	800x800x1954	19"	555	1839	880x880x2104	1	102	115	1	88x880x2104	115	1994	2094
MRGTV40.68.XX	42U W=800mm D=600mm VERSATILE	42U	800x800x2053	19"	555	1928	880x880x2193	1	106	120	1	88x880x2193	120	2093	2113
MRGTV40.68.XX	48U W=800mm D=600mm VERSATILE	48U	800x800x2231	19"	555	2106	880x880x2271	1	114,7	129,6	1	88x880x2271	129,6	2261	2281

XX=Color Code, 02 means Light Grey
RAL 7035 and 01 means Black RAL 9005, the code is added by the customer at the order.

The door width to be selected should be selected among the door options with the related surface dimensions.
When one of the door options is selected, it should be informed at the order with its selected surface.

The number 0 from the door options stands for "doorless".
The standard door options:
Front Door=1, Side Door=8, Rear Door=8

GT V 800 x 1000 FREE STANDING CABINET



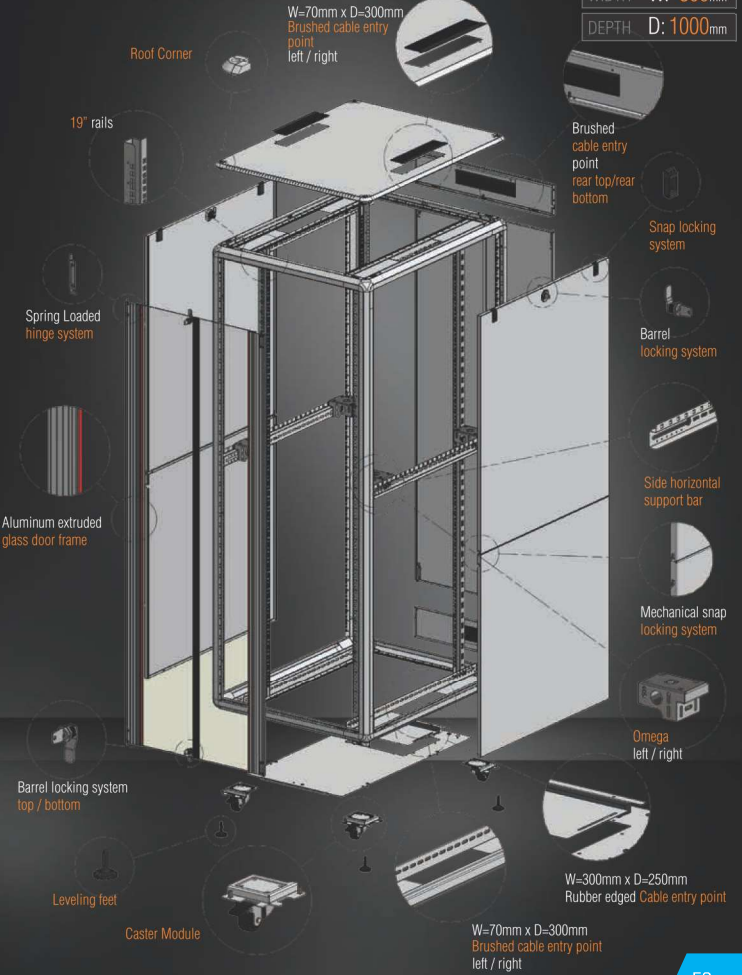
WIDTH W: 800mm
DEPTH D: 1000mm

COLOR OPTIONS

RAL 7035 LIGHT GREY RAL 9005 BLACK

LOADING CAPACITY : 1500kg

EXPLODED VIEW



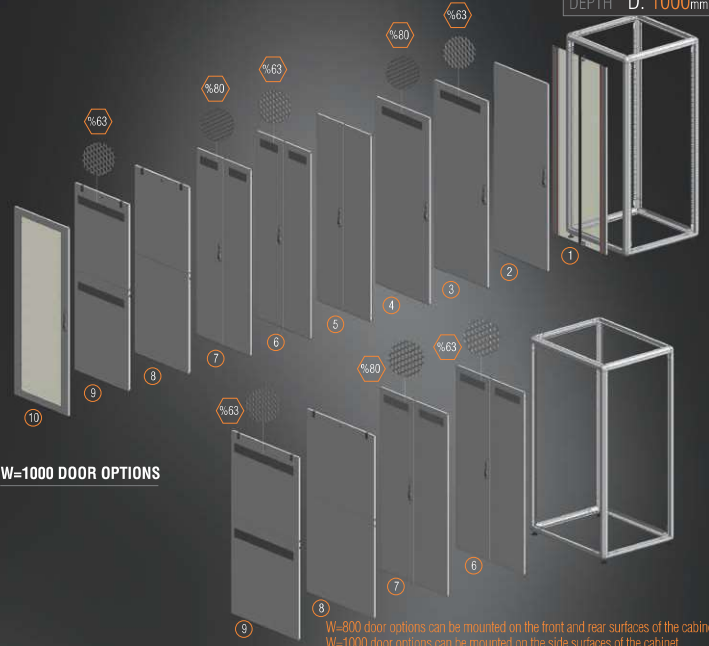
CONSTRUCTION DRAWINGS

WIDTH W: 800mm
DEPTH D: 1000mm



W=800 DOOR OPTIONS

WIDTH W: 800mm
DEPTH D: 1000mm



W=1000 DOOR OPTIONS

W=800 door options can be mounted on the front and rear surfaces of the cabinet.
W=1000 door options can be mounted on the side surfaces of the cabinet.

GT SERIES VERSATILE FREE STANDING CABINET W=800mm D=1000mm

Product Code	Product Description	Measurement (D)	Depth (mm)	Net Weight (kg)	Net Weight (kg)	Net Weight (kg)	Measurement (D)	Package Weight (kg)	Package Weight (kg)	Package Weight (kg)	Product Net Weight (kg)	Product Gross Weight (kg)	Product Net Weight (kg)	Product Gross Weight (kg)	Product Net Weight (kg)	Product Gross Weight (kg)	Product Net Weight (kg)	Product Gross Weight (kg)
MRGT1201XX	12U W=800mm D=1000mm VERSATILE	12U	800x1000x719	19	743	954	880x1000x689	1	42	83	2	880x1000x689	106	749	779			
MRGT1301XX	13U W=800mm D=1000mm VERSATILE	13U	800x1000x837	19	743	772	880x1000x807	1	56,4	83,7	2	880x1000x807	127	927	957			
MRGT1401XX	14U W=800mm D=1000mm VERSATILE	14U	800x1000x955	19	743	950	880x1000x925	1	66	74,6	2	880x1000x925	149	1105	1135			
MRGT1501XX	15U W=800mm D=1000mm VERSATILE	15U	800x1000x1073	19	743	1038	880x1000x1043	1	69,6	80	2	880x1000x1043	160	1191	1221			
MRGT1601XX	16U W=800mm D=1000mm VERSATILE	16U	800x1000x1191	19	743	1217	880x1000x1167	1	79	91	1	880x1000x1167	91	1372	1422			
MRGT1701XX	17U W=800mm D=1000mm VERSATILE	17U	800x1000x1309	19	743	1483	880x1000x1283	1	93,3	105,4	1	880x1000x1283	105,4	1638	1688			
MRGT1801XX	18U W=800mm D=1000mm VERSATILE	18U	800x1000x1427	19	743	1661	880x1000x1401	1	103	116	1	880x1000x1401	116	1816	1846			
MRGT1901XX	19U W=800mm D=1000mm VERSATILE	19U	800x1000x1545	19	743	1839	880x1000x1519	1	112,3	127	1	880x1000x1519	127	1994	2024			
MRGT2001XX	20U W=800mm D=1000mm VERSATILE	20U	800x1000x1663	19	743	1928	880x1000x1633	1	117	132	1	880x1000x1633	132	2083	2113			
MRGT2101XX	21U W=800mm D=1000mm VERSATILE	21U	800x1000x1781	19	743	2106	880x1000x1671	1	126,5	143	1	880x1000x1671	143	2261	2291			

XX- Color Code: 02 means Light Grey, RAL 7035 and 01 means Black RAL 9005, the code is added by the customer at the order.
The door width to be selected should be selected among the door options with the related surface dimensions.
When one of the door options is selected, it should be informed at the order with its selected surface.
The number 0 from the door options stands for "doorless".
The standard door options:
Front Door=1, Side Door=8, Rear Door=8.